

NORTHERN LAKE COUNTY QUILTERS' GUILD

THREADLINES



NOVEMBER 2024



President's Message

Hello again Fellow Quilters:

Well, I am back for a second month and no idea what I am going to say in this article. So let's see where my fingers lead me.

Since the Antioch Township Center has not been available to us for our UFOs, **Madelyn Anderson** and **Debi Dodd** worked tirelessly to find an alternative location for us to meet and sew. We have been meeting for several months now at the Grant Township Community Room and they have been gracious hosts.

In late September they asked if our Guild would donate a quilt to them for a raffle they are holding in early 2025. Upon hearing about our plight to get a quilt together for them **Barb Jolley** most generously donated one of her beautiful quilts to the Guild to be donated to Grant Township for their raffle. **Thank you Thank you Thank you Barb!** Madelyn Anderson presented the quilt and it was greatly appreciated. For those of you who do not normally join us for our UFOs, we have been having those sews at the Grant Township community room for several months now.

We have so many exciting things upcoming for the next few months. Our **November 6, 2024** meeting will bring us an opportunity to learn more about Penny's Purpose from it's founder April Soulak-Andrews and a new opportunity for our charity quilts to meet someone in need of the love we put in to our quilts. Sleeping under a quilt is sleeping under a blanket of love.

And we will be meeting at a new location,

**State Bank of the Lakes, 50 Commerce Drive,
Grayslake, IL 60030, doors open at 6:00 p.m.,**

with meeting starting promptly at 6:30 p.m.

At our November meeting we will have the "Great Reveal" of the Round Robin Quilt tops we have been working on for the past 6 months. Personally, I can't wait to see everyone's creations. I know I have had a lot of fun deciding what fabric and what pattern to use each month.

We will also be revealing our 2024 Block of the Month creations at our November meeting.

So many exciting things to look forward to at our November meeting.

And of course we have our Holiday Party coming up on **December 4, 2024**. Same location as the November meeting, State Bank of the Lakes in Grayslake.

Doors open at 6:00 p.m. with meal to begin at 6:30 and party to start at 7:00.

We are in need of volunteers to set up, and clean up. So please let Joanne Mittelmeyer know which team you would like to be on before all the spots are taken!

Looking forward to a wonderful meal provided by **Michael Nardi's** mother's restaurant, **Ignotz**, and a **big Thank you to Michael** for picking up and setting up the food. For those of you who haven't already signed up, please do so on or before our November 6 meeting and see either Michael or Dung for the \$22.00 payment.

Just a quick reminder that our January and February 2025 meetings will be held via Zoom. And with that I will end with: as of November 6, 2024 we have 49 days til Christmas.

Happy sewing everyone!

Carol C

Guild at a Glance

- Nov 6** Guild Meeting 6:30 – 8:30
State Bank of the Lakes, Grayslake
April Soulak-Andrews
- Nov 13** Zoom Viewing of EQ w/Q&A
- Nov 16** EQ Demo Lake Villa Library 10-12
Charity Sewing Lake Villa Library 1-4
- Nov 23** UFO 9:00 – 5:00
Grant Township Center
- Dec 4** Guild Meeting 6:30 – 8:30
State Bank of the Lakes, Grayslake
Holiday Party
- Dec 7** Informal Charity Sew Lake Villa Library

From the Treasurer's desk:

Our guild is setup to receive payments such as dues, BOM's, workshop fees, etc. via Zelle. This service does not incur any transaction cost to us and is faster than sending a check. You can send Zelle payment to treasurer@nlcqq.org with a note to designate its purpose.

Upcoming Meeting Information

November 6 – April Soulak-Andrews Founder of Penny's Purpose

The Penny's Purpose was founded in October 2019 by April Soulak-Andrews, as a heartfelt tribute to her late mother, Penny Soulak, who sadly passed away in July 2019 after a brief illness. Penny's life was marked by a deep commitment to giving, whether it was extending a helping hand to people or animals in need. Even in times when resources were limited, Penny always found a way to make a positive impact. This unwavering spirit inspired our mission statement, which is encapsulated by the phrase, "Learn to give, even when blessed with less."

During Penny's time in hospice care, a family friend gifted her a warm and comforting blanket, which provided solace and comfort during her difficult journey. After Penny's passing, April found herself in need of warmth one day and reached for the same blanket that had once provided her mother with comfort. In that poignant moment, April felt a calling within her. She decided to channel her mother's love for blankets, combined with her innate generosity towards people and animals, into the creation of The Penny's Purpose.

Since 2019, The Penny's Purpose has annually hosted a blanket drive spanning from November 1st to December 15th. The initiative collects both new, homemade and gently used blankets. Beneficiaries

include Willow House, Reach Rescue, PADS of Lake County, ELCA of Kenosha, Love Inc., among others. To date, the drives have amassed a total of 7,000 blankets.

In addition to presenting at our November meeting, our members are invited to attend The Penny's Purpose annual blanket making party November 9th at the Antioch VFW. Attendees are encouraged to bring their own materials, and food will be provided. For more information visit www.thepennyspurpose.org.

December 4 – Holiday Party

Join us for food, fun and camaraderie at our annual holiday party. Activities will include old favorites like our popular exchanges and new games and displays. More information and sign-up next month. See details below.

January 8 - From fast fashion to sustainable stitching



It follows the journey from the fashion world to the world of upcycled and denim quilts; from creative reuse centers to QuiltCon. Radha Weaver is sustainability educator and quilter based in San Francisco. Her upcycled denim quilts have been

seen in Quilting Arts and Fibert Art Now magazines and at QuiltCon. Her unique expertise and passion for sustainability and specifically upcycling denim was fueled by a 15-year career in the apparel and textile industry where she had a front seat to the rise of fast fashion. She used to create products for Levi's and was responsible for getting millions of pairs of jeans out into the world. Now she helps keep those same jeans out of a landfill by teaching quilters and sewists to create with upcycled materials.

Radha can be found online as Sewing through Fog where sustainability is approached with humor and delight, and no one is shamed for buying new fabric.

February 5 – Beth Helfter

Author, pattern designer, and national quilting instructor Beth Helfter has one rule about quilting - it's supposed to be fun. With that in mind, along



with her company motto of "Inspired Designs, Relaxed Attitude," Beth brings visionary designs and techniques to her patterns and exuberance and encouragement to the classroom.

Looking for staid or typical? You won't find it here.

Beth has never met a scrap she didn't appreciate, and prefers to dig into her stash to create designs and patterns that appeal to her senses of color and value, using as many different fabrics as possible. Keeping to just a few color families in each quilt palette is one of her best tricks to keeping scrappy quilts from getting too out of hand but allowing them to sing with tone and movement. As a member of Quiltmaker Magazine's 2014 Scrap Squad, she recreated a design from each of six issues using only scraps, and was able to bring out different secondary designs and block highlights simply by adding more tone and value, as scrap quilts will do. Her popular lecture "Consistency in the Chaos" seeks to inspire quilters to think about scrap quilts and pull fabrics to make them shine without overwhelming the eye. Beth has decided she will never solve the mystery of why even scrap quilters can never use up their fabrics, and no longer even tries.

Her penchant for scraps and her need to use as many fabrics as possible in her quilts led her in 2017 to develop the Accordion Sewn HSTs™ method of creating half square triangles that don't have a match and yet waste no fabric. Delving into the method further, she discovered "ordering" the accordions could lead to the creation of whole blocks and quilts from a single accordion. Her first book on the method "Oompah! Jazz Up Your Scrap Quilts with

Accordion Sewn HSTs™" was published in 2018, and "Another Round of Oompah" was published in 2020. It's been called "life-changing," "magical," "addictive," and, her favorite, "witchcraft," and is the basis for many of her most popular lectures and workshops. She's currently at work on new variations of the basic Accordion Sewn HSTs™.

Since founding EvaPaige Quilt Designs in 2005, she has published a vast range of scrappy patterns and her work has been featured in various quilting magazines and on well-known quilting websites. As a traveling quilt teacher, she's visited guilds coast to coast and taught at national and regional quilt shows, and never tires of the ah-ha moments and banter of a classroom full of quilters.

Beth resides in Pepperell MA with her cute but calendar-obsessed husband, three delightful but dramatic teenage and almost adult daughters, and a psychotic but adorable cat.

Challenge Quilt Exchange

The December meeting we will kick off our Challenge Quilt Exchange.

Please bring four half yard cuts of fabric. The exchange will start by drawing numbers to find the member you will exchange with. If you draw one of four red numbers you may choose to switch with anyone you want or keep what you received.

Your instructions are to use most of the four half yards in a pattern of your choice. You can add background, sashing/cornerstones and borders to make this quilt, just make sure that the four half yard cuts are the star of the quilt. Quilt should be no larger than lap sized. There will be a \$10.00 fee that will cover 1st, 2nd and 3rd place prizes at the end of the challenge.

Please bring your fabric to the November meeting, the exchange will happen at the Christmas party. If you are unable to be at either meeting, please give your fabric to Michael, he will help with the exchange. Programs@nlcgg.org

Christmas Party Details

Our December meeting is never one to be missed! This year the meeting will be held at the **State of the Lakes Bank, 50 Commerce Drive, Grayslake II, 60030**. The doors will open at 6:00, dinner will be at 6:30, and activities will start at 7:00. Members not participating in the dinner are still welcome to come and enjoy the holiday fun! The party will include a mix of our traditional favorites and some new twists.

Dinner - Optional

Catering will be provided by Ignatz Restaurante and will tentatively consist of:

- House Salad
- Sausage and Peppers
- Chicken Vesuvio W/ potatoes
- Vodka Rigatoni
- Italian Beef

If you are interested in our family style dinner, please see Michael. The price per guild member is \$22. Checks should be made out to NLCQG.

If you are interested in helping with set-up/clean-up or bringing something for the sweet table, please see Joanne Mittelmeyer. Signup sheets will be available at the November meeting.

Holiday Ornament Exchange - Optional

Make a holiday or winter themed ornament from any pattern or technique and bring it to the party. Ornaments will be displayed on a tree for all to enjoy. Take an old holiday card and cut it into 2 pieces. Attach one card piece to the ornament and place the other piece in a basket. Participants will draw a card from the basket and match it to the ornament they get to take home.

Santa Swap - Optional

Get ready for our new activity this year, The Santa Swap! Swappers will fill a shirt sized gift box with a main swap item, then fill the rest of the box with handmade and other Christmas goodies.

This year the main swap item will be a Holiday/Winter table runner. Table runners should be at least 12 inches by 36 inches and be winter or holiday themed. (We request no 10-minute runners.) Fill the rest of the box with goodies to a \$20.00 minimum. Examples of swap box stuffers could include: fat quarters, fancy

pins, thimbles, rug mugs, thread, zipper pulls, zipper pouches, holiday candy, and hot cocoa. Boxes will be exchanged at the Guild Christmas Party.

Now is the time to start planning for the Christmas Swap. If you have a question, please contact Cathy Warchal @ Library@nlcgg.org

Fold It – Snip It – Rip It – Drop It – Pass It”

The Batik Rip game was so popular at last year’s holiday party that we have decided to do it again! Join your table mates in folding, snipping, ripping and passing! Full instructions will be given at the party and the batik fabric will be supplied.

** Note: Each person could use a pair of snips for the ‘snip’ portion of this game so please add them to your ‘to bring’ list.

The UFO Raffle

Back by popular demand is the UFO raffle! Are your UFOs taking over your sewing room? Have you moved on to other projects? Now is the time to find those UFOs new homes! Whether you have orphan blocks, unfinished tops or even brand new kits, bring them to the holiday party and add them to the tables.

Tables will be set up with ticket bags (similar to Rafflemania) next to donated UFOs. Drop a ticket in the bag next to the UFO you’d like to give new life to and take a chance on starting 2025 with a brand new project!

Each attendee will receive five free tickets at check-in but if you see something you’d really like to take home and would like more chances, additional raffle tickets will be available for purchase at 50 cents each (12 for \$5). UFOs should be donated in plastic cases/boxes to keep things together and include instructions if appropriate.

UFO Meetings

Thank you from Grant Township Food Pantry:

Grant Township would like to extend a heartfelt thank you for the generous donations of non-perishable food items and cash to the food bank. With the cash contributions, they will be able to purchase approximately **400 pounds** of food.

A special thank you goes out to Barb Jolly for her generous donation of a beautiful quilt on behalf of the guild. The quilt will be raffled off at the Grant Township Fish Fry in March 2025.

Nov 23

UFO Meeting

Join us to work on your unfinished objects at the Grant township Center, 26725 W Molitor Rd. Ingleside, IL.

Due to limited space, this event is currently for guild members only.

Sign-up starting November 9th via email at ufo@nlcgg.org.

Bring your lunch or enjoy all the fast food you want in Volo, at Woodman's corner.

If you sign up and find you are not able to attend, please cancel with ample time to accommodate those on the waiting list.

Link for a suggested supply packing list [here](#).

UFO is a no cost event, but we are asking attendees to support the Grant Township Food Pantry by bringing donations.

All items should be in their original, unopened packaging, in good condition & not past its "best by" date.

Please No Glass Items

Pancake mix, syrup, peanut butter, jelly, cereal, oatmeal cream of wheat, muffin mix, jello, pudding, canned vegetables, canned fruits, canned soups, canned chili, canned meat, canned tuna, canned manwich, canned beef stew, instant potatoes, hamburger helper, mac and cheese, pasta, spaghetti sauce, other sauces, rice / rice mixes, cake mix, canned frosting, juice, toilet paper.

Cash donations to restock the pantry are also greatly appreciated

Future UFO dates.

December No UFO,
January 3rd, 4th, & 5th

Show and Tell

Bring what you have been working on as we end each guild meeting by showing and telling!

Charity Corner

First, we'd like to thank everyone who is working on pillowcases and book pillows. Our Charity Sewing day was very productive! Please return all finished items by our December meeting. Roberta will be delivering to The Children's Advocacy Center the first week in December.

Join us Saturday, November 16 at The Lake Villa Library 1:00PM- 4:00PM for our next Charity Sewing Day. We will be in an alternate room; it is to the left of the main entrance next to the elevators. There will be a smorgasbord of cut and ready to sew fabric ingredients to create fun kid quilts. These quilts will be for the Almost Home patients. You can check out the facilities at www.almosthomekids.org

Our challenge is over, but your quilts are still welcome! As you turn them in be sure to pick up your thread snips with embroidered tag. It's a thank you for participating. For those of you, who turned quilts in without receiving one, please check in at the charity table next month.

Project Linus needs your help! The North and Central Chicagoland Chapter often delivers 1000 blankets per month but the number of blankets coming in isn't keeping up right now. Blankets can be yarn, single layer fleece or quilts, minimum size 36" square, all new materials, no holiday/religious. Please consider creating a blanket hug for the kids we serve.

Thanks for all you do!

Roberta and Dawn

Membership & Directory

Current membership is at 89.

Any changes, contact membership@nlcgg.org

Electric Quilt Video Availability

The guild has rented an EQ presentation video. This video is available for viewing by all guild members through November 20th. The 45-minute presentation includes:

- History of the Electric Quilt Company
- A tour of Electric Quilt 8 (EQ8)
- Designing a quilt with EQ8
- Mention of other products
- Showing the *Encyclopedia of Pieced Quilt Patterns* book and its accompanying software, BlockBase+


After viewing, guild members can submit questions to skillbuilders@nlcgg.org. At the end of our viewing time, we will submit a form to Electric Quilt with all questions and will receive answers within 2 weeks.

In addition, the guild will be offering a zoom viewing at 7pm on November 13th. This viewing will include the video along with a Q&A directly after. Check your inbox in the next few days for the link to the EQ video as well as the link to the zoom meeting.

Skill Builders & Charity Sews

Date: November 16

Do you EQ? Do you want to?



Along with our EQ video offer, our November skill builder will be all about Electric Quilt. Bring your computer with EQ installed or just bring along your questions. Karen will be there with her computer to offer demonstrations, show quilt designs and answer questions.

Demonstrator: Karen Grage

Date: November 16, 2024

Time: 10:00 am – 12:00 pm

Cost: none

Location: Lake Villa Library – Adult Services Meeting Room

Date: December 7th

There is no skill builder or charity sew scheduled for December but if you'd like to work on some of your holiday projects away from the house, the guild has reserved the Adult Services Meeting Room, Lake Villa Library, from 9:30 – 4:15 on December 7th. There will be twelve tables set up so please let us know if you'd like to attend at skillbuilders@nlcgg.org.

Round Robin Reveal

First off, thank you for your participation! I hope you enjoyed the Round Robin!



We will have the final reveal at the November meeting. Bring your top in a bag, hang on to it. We will not give it to the original owner until our time to present.

If you are unable to attend the meeting, contact Cathy at cathyb1810@gmail.com to arrange pickup/drop off arrangements, Cathy will deliver your finished top to you after the meeting.

Wool Applique Group

The Wool Applique Group meetings are held at the Antioch Library (located at 757 Main Street, Antioch) in meeting room 1 from 10 to 1.

Next meeting: Nov 19

Dec 10

January 21

Contact Carolyn at woolgroup@nlcgg.org or 847.373.3307 (leave a message if no answer) with any questions.

Block of the Month 2023-2024

Completed BOM Quilts for 2023-24 will be displayed at our November meeting!

Block of the Month 2024-2025

Quilt Maker's Sampler

The BOM 2025 has begun!

Bring your completed block to the next month's meeting - there may be a few surprises to be had!

Nancy Brieschke
BOM Chairman
bom@nlcgg.org

Dear Jane

Interested in completing a Dear Jane quilt? This group meets monthly to look at everyone's progress, discuss options on how to sew the blocks, and to give encouragement. Free to join at any time. Questions? dearjane@nlcgg.org.



Pledge To Complete Those UFOs!

This is the last month to bring your finished UFOs to the November meeting for Show and Tell.

Results will be announced at the meeting.

Questions? Please contact Joanne at: UFOchallenge@NLCQG.org.



November Birthdays

Join us in wishing the following guild members a Happy Birthday this month!

Madelyn Anderson	Jan Berkley
Al Krueger	Lory Leyman
Yolande Sherrod	Amanda Spriegel



All of our birthday quilters get to choose a fabric yard from our fabric basket!

Ornament of the Month

Please bring your completed ornaments to the November meeting.

Tree decorating will be after Thanksgiving, the Kringle's Christmas Village building will be open 11/28/2024 – 1/1/2025, 10a.m. – 8p.m. Don't forget to vote for your favorite tree! Questions? Contact Gail or Dung at ornaments@nlcgg.org.

Donated Quilt

The Antioch Chamber discussed hanging the (our) donated quilt at Kringle Village but worried that they did not have a "secure" enough spot to hang it since the Kringle Village is unmanned. For the safety of the quilt the Board suggested instead using the Taste of Summer 2025 (May 29-June 1, 2025) as the place to display and sell raffle tickets. There will be a carnival once again this year and foot traffic will be heavier. The quilt will be hung safely in their tent.

Quilted Postcard Exchange

The guild will once again be sponsoring a quilted postcard exchange for the first two months of 2025 and we are looking for a chairman. If you are looking for a way to volunteer with the guild this is a great way to get started. The postcard chair will take sign ups, collect addresses, make partner matches and make sure postcards are sent and received. If you're interested, contact postcard@nlcgg.org

Sunshine Notes

We hope everyone is well. If you hear of anyone experiencing a difficult time or who needs special cheering up, please contact Nancy Taylor, our Sunshine Coordinator. sunshine@nlcgg.org



NLCQG Library

Rulers, MSQC Block magazine and more!
Check out the ruler list. We have 77 rulers from the large 20" Dresdens to tiny templates for tiny quilts. We have several Flying geese rulers in different sizes. Need to cut scallops? There is a ruler for that. Take a peek at the Updated Missouri Star Block books and grab a new ruler to make something beautiful.

Need help cutting binding? We have Accuquilt dies to cut 1.5, 2.5 and 3.5 dies to cut accurate strips. Doing a rag quilt? There is a die for that. Cut up to (6) 8.5" squares at a time, rag cuts included. Don't have a cutter? We do have 1 hand die cutter to lend out.

Ruler, Block magazine, and Accuquilt lists can be found on the NLCQG site. To borrow contact:

library@nlcqg.org

Books

Books owned by the guild:

[goodreads.com/review/list/96787411](https://www.goodreads.com/review/list/96787411)

Block Magazine

nlcqg.org/wp-content/uploads/2024/01/MSQC-Block-Magazine.pdf

Rulers

Rulers (or ruler sets) owned by guild:

nlcqg.org/wp-content/uploads/2024/03/Rulers-3-24.pdf

Patterns For Templates

nlcqg.org/wp-content/uploads/2024/01/Patterns-with-Templates.pdf

Accuquilt Dies

Dies owned by the guild:

nlcqg.org/wp-content/uploads/2024/03/Accuquilt-3-24.pdf

Have something to sell?

Our guild is now offering free newsletter space for members to sell quilt related items. If you are interested, please send name, a picture of your item(s), a description and what is included (if applicable), price, and your contact information (phone and/or email) to newsletter@nlcqg.org.

For Sale - Janome 3160 QDC Sewing Machine
Has extension table, and all feet that it comes with. Sews good and in good condition. I only used it for classes and UFO. It was my travel machine. I bought a Featherweight to replace. I am asking \$400.00. If interested contact me at email hafsqtri@gmail.com
Carolyn Kujawinski

Photo Album of October Meeting

Link to the album is [here](#).

Board Meetings

Would you like to be more involved? Have a greater input on what is happening in the guild? Come to our board meeting! All members are invited and you don't even need to leave your easy chair. Board meetings are held each month on the Thursday of the week following the guild meeting via zoom. Zoom links are emailed to all members.

Let Nature Inspire Your Next Quilt!

Join fellow guild members for the last of our four seasonal walks!

Date: Sunday, November 10th

Time: 10:00am

Place: Pine Dunes Forest

Preserve (42909 Hunt Club Road) in Antioch.

No fee, no registration and open to guild members, family and friends! We have walked the preserve in January, April, July and will be finishing up with our November walk to experience the different seasons within the same area. Pine Dunes offers a 2.2 mile circular gravel trail with three scenic overlooks that promise amazing views. The walk will kick off promptly at 10:00am so plan to be there a little earlier to join the group. We will walk the trail clockwise so if you get delayed, you'll be able to catch up with us. Any questions, contact skillbuilders@nlcqg.org



What to do with Elmer

Have you ever thought about using Elmer's School Glue? It can be a part of your quilting necessities!

Elmer can be used to baste two pieces of fabric together. Put a very thin line of glue 1/8" from the edge of the fabric, put the second piece, right sides together over the glue, finger press together. Iron to seal the seam. You have basted two pieces of fabric together and can sew them together when you have time.

Elmer can baste a quilt. Place batting on a flat surface, then put a squiggle of glue across the center of the batting. Carefully place the quilt top on the batting. Smooth out the fabric and glue. Continue placing glue and top until you reach the top. Repeat the process to baste the bottom of the sandwich. Then turn the quilt over and repeat the process on the backing. Finally, iron to seal the basting. You can quilt the sandwich when you have time (no pins to stick you!). You can quilt over the dried glue. When you have finished the quilting and binding, you can wash and dry the quilt and the glue will wash out! (P.S. you can glue the binding down, too.)

Elmer can also be used to applique. Place a small, thin line of glue on the applique piece. Place it on the background, iron and you can sew later.

So what to do with Elmer? Everything!

Contributed by Barb Witt.

This was a serendipitous teaching moment at a UFO meeting that we wanted to share.

Baby Tags Security Blanket

Follow this [link](#) for instructions for making a Baby Tags Security Blanket for the boutique.

Interesting Quilting Links

Quilting Arts Cumulative Index

If you have subscribed to Quilting Arts Magazine or would just like to find a certain article, there is now an index of issues 1-122 available. You can find it here:


https://www.quiltingdaily.com/wp-content/uploads/2024/07/qaINDEXupdated_7_18_2024.pdf

NEW QUILTS FROM AN OLD FAVORITE 2026: FOOD
The National Quilt Museum as announced it's contest and exhibition information for 2026. You can find the details here:



<https://quiltmuseum.org/nqof/>

Electric Quilt Monthly Projects



Electric Quilt has been offering free monthly projects for years. These are files you can download and work on directly with your electric quilt software. Find the pattern of the month featured here, or

scroll down to find previous projects.

<https://doyoueq.com/monthly-projects/>

.. do you have a link you'd like to share with the guild? Send it to newsletter@nlcqq.org

NLCQG meeting 10/2/2024

The meeting started at 6:30 P.M.

- Carol welcomed guests and members
- Minutes approved by Carolyn Yoakem and Barb Jolley
- Treasure reported a balance of \$13,083.88 as of September 30th
- Membership reported that we have 90 members
- The Round Robin exchange was completed
- Nancy Brieschke discussed the 2025 Block of the Month
 - Signup is still open there are 35 participants so far
 - Blocks were displayed
 - Cost \$10
- Michael discussed the 2025 Challenge quilt
 - Partners will trade fabric
 - Make a lap size quilt
 - Design pattern your choice
- The next skill builders meeting
 - At Lake Villa Library
 - 10 A.M. to 12 P.M.
 - Signup open
- The next UFO is October 12th
 - Eleven spots are still open
- Birthday of the month eight fat quarters were passed out
- Holiday party update
 - Cost \$20
 - Where State Bank of the Lakes
 - Please signup tonight
- Boutique reported they have kits available
- The opportunity quilt committee is looking for volunteers to put together a quilt top see newsletter for details
- Charity reported
 - Pillowcases requested pattern is available
 - Charity sew October 19th
- The speaker Natlie Doan had a Q&A session
 - Door prizes were handed out
- Show and tell
- Adjournment at 8:30 P.M.

Board Members – 2024-25 NLCQG

President	Carol Cord	president@nlcqg.org
Vice President	Pat Giovacchini	vicepresident@nlcqg.org
Treasurer	Dung Le	treasurer@nlcqg.org
Secretary	Nancy O'Connor	secretary@nlcqg.org
Membership	Jeanne Wetherbee	membership@nlcqg.org
Programs	Michael Nardi & Cathy Brusky	programs@nlcqg.org
Newsletter	Gail Johnson	newsletter@nlcqg.org

Committee Chairs – 2024-25 NLCQG

Block of the Month	Nancy Brieschke	bom@nlcqg.org
Charity Quilts	Roberta Alexander & Dawn Wiltberger	charity@nlcqg.org
Guild Historian	Cindy Schilling	historian@nlcqg.org
Facebook Admin	Ellen Hodge	facebook@nlcqg.org
Librarian	Cathy Warchal	library@nlcqg.org
Opportunity Quilt	Sharon Wick	opportunity@nlcqg.org
Ornament	Dung Le & Gail Johnson	ornaments@nlcqg.org
Sunshine	Nancy Taylor	sunshine@nlcqg.org
UFO	Madelyn Anderson & Debra Dodd	ufo@nlcqg.org
Webmaster	Joanne Mittelmeyer	webmaster@nlcqg.org
Wool Group	Carolyn Kujawinski	woolgroup@nlcqg.org
Zoom Tech	Karen Grage	zoomtech@nlcqg.org
Dear Jane Quilt	Donna Lechowicz & Kathy Gorski	dearjane@nlcqg.org




Northern Lake County Quilters Guild

Antioch, IL 60002

Website: <http://www.nlcqg.org>

Facebook page: <https://www.facebook.com/NLCQG>

Friends of NLCQG Facebook page: <https://www.facebook.com/groups/208197212878063>



NLCQG Mission: To Promote the Art and Education of Quilting