

NORTHERN LAKE COUNTY QUILTERS' GUILD

THREADLINES



MARCH 2024



President's Message

Our January and February programs wouldn't have been possible without zoom but I'm very much looking forward to seeing everyone in person next week! Please make sure to note the location change for the March meeting as well as the program timing. The Lake Villa library only allows us to have the room until 8:45pm so we'll be presenting our program first at 7:00pm. Feel free to come earlier for chatting as we'll need to be in our seats to start promptly.

I hope you enjoy this month's newsletter and can take advantage of some of the many different activities the guild offers. Please remember however, this is your guild! We are always open to suggestions so if you have an idea for an activity or an event, let us know.

Enjoy the weekend and I look forward to seeing you all on the 6th.

Karen

Mystery Quilt

Our 2nd annual guild mystery quilt is almost half way through. There has been a lot of discussion about fabric choices and the most efficient way to make half square triangles so if you haven't already, join in the fun! Sign up never closes (previous clues will be sent to new sign ups) so keep sharing with your friends. Looking forward to seeing these all come together.

Charity Challenge

Our April meeting will hold one of a quilter's favorite past times; picking out fabric!

Announcing our first ever Charity Challenge! It's the perfect challenge; it is free to join, the fabric is free, easy rules and there will be prizes! The two-part goal makes it even better, bringing comfort and joy to our seniors, and using our stash of donated fabric.

Attached to this newsletter is the pattern and rule sheet. We're sending it now to get you **thinking**, not sewing! **One crucial rule is that all fabric used for this challenge comes from our charity fabric stash, and yes, we're watching!** We will be bringing approximately 25 bins of fabric to the April meeting. Come early to sign up and avoid the crowd choosing fabrics. We plan on being there starting at 2:00.

Membership & Directory

Current membership is at 75.

Any changes, contact membership@nlcgg.org.

Serendipity

Look who ran into each other shopping at the Serenity Quilt Store in Kenosha.



Upcoming Meeting Information

March 6 – 7:00pm

Sara Hochhauser

International Quilt educator Sara Hochhauser has been a powerhouse in the industry for 40 years. Sara has been published in numerous quilt syndications and has been a quilt instructor for more than 25 years! Her quilting technique takes heirloom quilting and modernizes it.



Please join us for her Quilted Garments presentation.

****Note Location for March!****

Lake Villa Library

140 N. Munn Road, Lindenhurst


*****Program will be presented first, at 7:00pm****

In addition, Quilt Connection Chicago will be selling tickets for their raffle quilt.

April 3

Susan Brown

Spring is here and programs is pleased to welcome Susan Brown as our April speaker! This pioneer in the industry has truly been a gift to the quilting world with her innovative approach to quilt education and is known to the quilting world as the cutting corners quilt Queen! Susan is also responsible for the TMQ Rulers company where her most popular ruler is the binding tool ruler. For the past 15 years along with running her company, she has also been in charge of education for the Missouri Star Quilt Company. Please join us April 3rd for her trunk show where she will dive into her life's work and quilting journey from educator to entrepreneur all while showing her quilt work with her custom designs!



...and before you ask, yes! She will have a small booth where her amazing rulers will be available for purchase.

April 4

Binding Tool Workshop

Join renowned educator Susan Brown for her amazing binding tool quilt ruler class. Class registration includes the binding tool ruler that Susan designed herself and your choice of 3 projects. You will learn how to use the binding tool in alternative ways along with how to use the binding tool as intended! When you sign up, please indicate which option you would like (1-3), and you will then receive a supply list for that project. Contact Michael at programs@nlcgg.org for more details and to sign up. Sign up deadline is March 21st and space is limited to 30 students. Get your spot while you can!!!

Location: Antioch Township Center

Date/Time:

April 4th -
9:00 - 1:00

Cost: \$35.00
per person



May 1

Rafflemania

Members can bring gently used fiber related items to “raffle” off as a guild fundraiser. This includes items such as quilt books, yarn, crochet and knitting supplies, sewing supplies, sewing patterns, gadgets, rulers, templates, threads, bobbin holders, needles, pins and of course, those fabrics that you once loved and now categorize as hideous.

Batik Rip Reminder

Have you made something for our charity program or our sales boutique with your batik rip fabric? If so, bring it along to any upcoming meeting and as a thank you, you'll receive a yard of batik fabric... still in one piece!

UFO Meetings


Mark your calendar for our next few UFO meetings! Join us to work on your unfinished objects at the Antioch Township Center from 9am – 5pm on: March 30, April 20 and May 25. Link for a suggested supply packing list [here](#).

Skill Builders

March 30th – Embroidery Machine Demo

Curious about embroidery machines? Own one and want to learn about all you can do with it? Want to know when to use wash away and when to use tear away? Come join Joanne and Karen at our March UFO Day at 10:00am as they talk about everything these amazing machines can do, including 'edge to edge' and 'in the hoop'! There is no cost to attend this demo and no registration is required.

April 20th – Jelly Roll Shuffle



Have you ever wanted to learn how to take a Jelly roll and make it come to life without even cutting it up into a million pieces? This skill builder will teach you the proper way to work with a jelly roll while

learning a new technique that takes your jelly roll to a next level! Advance sign up required.

Email skillbuilders@nlcqq.org with any questions and to sign up.

Teacher: Michael Nardi

Date: April 20, 2024

Time: 11:00am – 1:00 p.m.

Cost: \$10

Supply List: Sewing Machine, Rotary Cutter and Mat, Quilt Pins, 1 Jelly Roll (Print), 1 Jelly Roll (Background) or 3 yards

You will be provided a pattern the day of the skill builder BUT please note that the pattern is subjective, you will be able to make it look however you want!

Charity Corner

Since we're not at the Township Center for March, we will be taking a break from our charity sewing.

For our April Charity Sewing time, let's finish what we've started. Do you have scrappy squares or strips from our first few meetings; maybe an unfinished fidget? We'll have bins of fabric that just might hold what you need to finish that project and get it into the hands of someone to comfort. Join us at the Township Center from 2:00-5:00 on Wednesday April 3.

It is great to be looking ahead to spring! Lots of fun quilt projects are begging to be stitched! However, before we consider all those wonderful quilts, let's take a quick look at everything that was delivered from September '23 through February '24.

To Oak Hill: 16 wheelchair quilts, 4 walker bags and 100 holiday/seasonal mug rugs

To Project Linus: 27 quilts/fleece blankets

A huge thank you to each of you who shared your time and talents with others. The items were deeply appreciated by all who received them.

There is new leadership coming to charity. Effective March 1 Shar will be stepping down as Charity Co-chair and Dawn Wiltberger will be assuming her role. Please join us in welcoming Dawn to the Charity Team!

Happy Stitching!!

Roberta & Shar


Project Linus Collects Blue Blankets

April is Child Abuse Prevention Month and The Children's Advocacy Center in Gurnee would like to give blue blankets to their participants. The blankets don't have to be a solid blue, just primarily blue with each side measuring 36 inches or longer.

The deadline is March 30th. You can give them to Roberta Alexander or Karen Grage at the March guild meeting or UFO. You can also drop them off at Roberta's in Gurnee (1999 Westfield).

Remember to check your blankets for pins and donate them in unscented plastic bags.

Block of the Month



Welcome to Albuquerque! Birthplace of the American Ladies' Aid Group and one of the biggest supporters of the Circus! You have been cordially invited to a VIP show of the Ladies' Aid Block! This block is so easy, but so elegant you will want a whole quilt with these blocks!!!! Enjoy block 7 and if you have any questions, email bom@nlcqq.org.

Wool Applique Group

Our NEW Wool Appliqué Group led by Carolyn Kujawinski will be meeting once a month at the Antioch Public Library. Whether you're a seasoned wool worker or a novice, this group will surround you with others to help guide your projects.

Next meeting Thursday, March 28, 2024

Time: 10:00 AM until 1:00 PM

Place: Antioch Public Library

757 Main Street, Antioch

April 25 at 10:00 - 1:00

May 23 at 10:00 - 1:00.

Contact Carolyn at woolgroup@nlcqq.org or 847.373.3307 (leave a msg if no answer) with any questions.

Sunshine Notes

We hope everyone is well. If you hear of anyone experiencing a difficult time or who needs special cheering up, please contact Nancy Taylor, our Sunshine Coordinator.




sunshine@nlcqq.org

Carpool Coordination

Looking for a ride to guild events? Willing to give rides to other guild members? Contact Vickie at carpools@nlcqq.org.

Pledge To Complete Those UFOs!



Many of us donated UFOs for the Holiday raffle and lightened our load. But also, many of us gained UFOs from winning(?) at the Holiday raffle. Join our 2024 UFO (Unfinished Objects) Challenge by pledging to finish some of these up!

For this challenge, you complete one UFO every other month (or monthly for those who are truly motivated). Upon sign up, you will receive a form to list the UFOs you plan to finish in 2024. Fill out your form and present your progress during Show & Tell starting at our March meeting. Results will be announced at the November meeting.

If interested, contact Joanne at: UFOchallenge@NLCQQ.org. You will receive the UFO form with complete instructions. A \$5 participation fee is being asked to fund prizes.



Postcard Exchange

Many thanks to everyone from our guild and from the Colorado guild for joining in the February postcard exchange. As in the past, these little tiny quilts were fun to make and fun to receive! Take a look at all of our 2024 amazing creations here:

<https://drive.google.com/drive/u/2/folders/19m4sxZeQKil9i104vi4nKxpt5K-A2qVd>

On that note, we were contacted by a quilted postcard collector who was teaching a class at a California quilt show. She was wondering when our next swap was being held so she could share it with her students. If we get the interest, we may be holding another exchange later this year. In the meantime, the link above also includes three pictures of Barbara Lockwood's collection.

Dear Jane



Interested in completing a Dear Jane quilt? This group meets monthly to look at everyone's progress, discuss options on how to sew the blocks, and to give encouragement. Free to join at any time. Next

meeting will be at UFO on March 30, time to be announced. Questions? dearjane@nlcgg.org.

March Birthdays

Join us in wishing the following guild members a Happy Birthday this month!



Rose Bloomer
Ellen Hodge

Patricia Giovacchini
Cindy Monachos

All of our birthday quilters get to choose a fabric yard from our fabric basket!

Help Still Needed!

Raffle Quilt Ticket Record Keeper - This person will order the hard copies of tickets needed, keep track of quantity of sold tickets by members or from which event and enter into an on-line raffle quilt ticket system as we had done last year. This position does not require you to schedule the events where tickets will be sold as that is now done by the Event Coordinator

Rummage Sale - The guild voted to have Rafflemania during a guild meeting so if we'd like to have a Saturday rummage sale, we will need a coordinator.

Month Long Quilt Display - There is an interest, we need a chairman.

Pattern Testers – Some of the quilts for our proposed guild pattern book have been designed and are ready for testing! Let us know if you'd like to be the first to try one of these new patterns.

Contact: president@nlcgg.org for more details on any of these activities.

NLCQG Library

Rulers, MSQC Block magazine and more!

Check out the ruler list. We have 77 rulers from the large 20" Dresdens to tiny templates for tiny quilts. We have several Flying geese rulers in different sizes. Need to cut scallops? There is a ruler for that. Take a peek at the Updated Missouri Star Block books and grab a new ruler to make something beautiful.

Need help cutting binding? We have Accquilt dies to cut 1.5, 2.5 and 3.5 dies to cut accurate strips. Doing a rag quilt? There is a die for that. Cut up to (6) 8.5" squares at a time, rag cuts included. Don't have a cutter? We do have 1 hand die cutter to lend out.

Ruler, Block magazine, and Accquilt lists can be found on the NLCQG site. To borrow contact library@nlcgg.org

Books

Books owned by the guild:

<https://www.goodreads.com/review/list/96787411>

Rulers

Rulers (or ruler sets) owned by guild:

<https://www.nlcgg.org/wp-content/uploads/2023/05/ruler-library-12.22.pdf>

Accuquilt Dies

Dies owned by the guild:

<https://www.nlcgg.org/wp-content/uploads/2023/05/accuquilt-die-library.pdf>

New Books in our library. Click [here](#)

Board Meeting

Would you like to be more involved? Have a greater input on what is happening in the guild? Come to our board meeting! All members are invited and you don't even need to leave your easy chair. Board meetings are held each month on the Thursday of the week following the guild meeting via zoom. Zoom links are emailed to all members.

Interesting Quilting Links


Do you like to quilt (of course, why else would you be reading this)? Do you like to read (of course, why else would you be reading this)? Check out this list of Quilting Cozy Mysteries.

<https://cozy-mystery.com/blog/quilting-cozy-mysteries/>

At our February meeting, Jonnie Staggs shared the smart sofa station she made. Now she's sharing where we can find the pattern!



<https://www.arabesque-scissors.com>



Have a Singer Featherweight? Not only can you find out the year your Featherweight was made but you can also print out a Certificate of

Ownership! Check out the details at The Featherweight Shop.

<https://singer-featherweight.com/blogs/blog/singer-featherweight-certificate-of-ownership>

.. do you have a link you'd like to share with the guild? Send it to newsletter@nlcgg.org

Have something to sell?

Our guild is now offering free space for members to sell quilt related items. If you are interested, please send name, a picture of your item(s), a description and what is included (if applicable), price, and your contact information (phone and/or email) to newsletter@nlcgg.org

For Sale

Grace Q-Zone Hoop Frame. Used, like new, \$550 or best offer. No machine, leader cloth, on wheels, bungee's side clamps Pick up only Kenosha/Racine area. For information contact Jeanne Wetherbee at (262) 960-9730.



Embroidery Cd's for Purchase

If you are a seasoned machine embroiderer or a beginner, we have a bargain for you. The Guild has been gifted multiple embroidery CDs from Anita Goo-design, John Deers and Amazing designs. These are unopened cds, some retired, some still available, at a retail price of up to 69.99. We will have them on sale at the March meeting for just 5.00. These Titles include Celtic Crosses, Frogg Bogg,, Bad to the Bone as well as an in the hoop Scarecrow dangler. Add to your collection or start one at the March meeting



Rummage Sale Tables

Is your sewing room overflowing? You don't need to wait for a yearly rummage sale, we're now offering a sale table each month to sell your quilt and fiber related items! One table will be available at each of our meetings for a member to prebook for a fee of \$10. Your fee will not only include the table but also a notice of your sale information in the newsletter so members can be ready to buy. If you're interested in booking a table for a guild meeting contact programs@nlcgg.org. If you'd like to book this table for one of our UFO events, contact ufo@nlcgg.org.

Upcoming Quilt Events

The Salt Creek Patchmakers Quilt Show

“Glory Bee Quilts” will be held Friday and Saturday, March 22 - 23, 2024 at Little Galilee Christian Camp in Clinton. Show will be open from 9 am to 6 pm on Friday and 9 am to 4 pm on Saturday. Admission is \$8 per person, children under 12 free.

A special bed-turning event will be featured at 10:30 a.m., 1 p.m., and 3 p.m. daily. Along with the annual show, vendors will be featured in a Quilting Expo and will have supplies, fabrics and notions available for sale. In addition, members who have spent time cleaning out their sewing rooms will have pre-owned quilting supplies, books and more for sale in the activity center.

For questions, please contact us at Saltcreekpatchmakers@gmail.com.



Call for Open Entry Houston Festival 2024

<https://www.quilts.com/enter-your-quilt/>

Fischer Farm Quilt Show

April 6 @ 10:00 am - 4:00 pm

Experience the artistry of quilting at the Fischer Farm “All Around the House” Quilt Show on April 6-7. Explore a stunning array of intricate quilts created by local talents, or have a quilt appraised by an AQS-certified appraiser by appointment for a small fee. From traditional designs to contemporary masterpieces, this event celebrates the timeless craft of quilting. Don’t miss the quilter’s barn sale featuring quilts, fabric blocks, patterns and more. Vendors and volunteers needed. Email CShiel@BvilleParks.org for information.

Southport Quilters will be hosting a workshop presented by Beth Helfter of EvaPaige Quilt Designs using her Accordion Sewn Half Square Triangles technique to make the Carpenter’s Apprentice quilt. The quilt as shown finishes at 40” x 40”. The workshop is SIX HOURS long, and includes a break for a Subway boxed lunch (included). Pattern is also included in workshop cost

Where: Kenosha County Center,
19600 75th St., Bristol, WI

When: Tuesday, April 9, 2024;
9:30 am – 4 pm

Cost (Pattern included): \$100 for Southport Quilters Guild members \$110 for non-members. This includes admission to Beth’s presentation the evening before the workshop. Registration is limited. The workshop will be opened to non-members on March 7, 2024. For any questions or to register, by contact Pat Frieman at: patfrieman@gmail.com or 262-496-1428.



Join Illinois Quilters Inc. and Sue Pawlowski for two wonderful May workshops

“Good for the Gander” Table Runner
Fri., May 3, 2024 (9am-1pm)

Let’s get together for three hours to make a table runner! We’ll practice a great way to make accurate flying geese and learn the partial seam method for putting the blocks together.

Dancing with Squares
Sat., May 4, 2024 (9:30am-4:30pm)

This fun six-hour class will demonstrate the dot-to-dot method of joining squares and diamonds without Y seams!

You decide on what size and scale you want to work on. Then grab your collection of charm squares or scrap collection and a coordinating background fabric and you’re ready to go.

Workshops held at: Lutheran Church of the Ascension, 460 Sunset Ridge Road, Northfield, IL

IQI has many other workshops running! Check them out here:

<https://www.illinoisquilters.com/events/>



NLCQG Meeting Minutes 2/7/2024

The meeting started at 7:01 P.M.

- Karen welcomed members and guest to the Zoom meeting
 - Karen advised members to not view the presentation via phones due to issues with viewing the presentation
 - The minutes of the January meeting were approved by Jeanne Gundrum and Roberta Alexander
 - Membership reported that we have 72 members at this time
 - Newsletter had no new items and asked that all items for the newsletter be submitted by the 20th of the month
 - Karen invited everyone to the Board meeting on February 15th at 7:00 P.M. all are welcome to join the Zoom
 - Library reported
 - New Accuquilt dies are have been added to the collection
 - We have several Missouri star magazines available
 - And there are some new rulers listed on the website
 - Programs reported
 - There is a change to the March meeting Sara Hochhauser presentation is about quilted garments not a trunk show as announced in the newsletter
 - And that the meeting will be at the Lake Villa Library not the Township center
 - The meeting with Susan Brown is on April 3rd at the Township center
 - There will be a binding tool workshop April 4th
 - Cost \$35 (includes a ruler)
 - Email Michael to sign up
 - Karen reminded members about the February UFO meeting on the 24th it will include a workshop see the newsletter for details
 - Charity
 - Roberta thanked the participants of the charity sew earlier in the day
 - There was a shoutout for Cathy Brusky for her help with quilt tops and cutting 5-inch squares
 - The Linus project is looking for donations of “Blue” quilts for the Abused Child awareness program
 - Quilts can vary in size from 36” square to a small twin size
 - They should have a majority of blue in the top
 - It was announced that there will be a Round Robin quilt along this next year details to follow
 - Mystery Quilt reported
 - They have 55 sign ups so far
 - It is \$10 for members and \$15 for guests
 - The Postcard exchange is going well with participants from outside the guild participating this month
 - Dear Jane
 - Meeting February 24th at the UFO meeting
 - Wool Applique club will meet at the Antioch Library February 22nd from 11-2 P.M.
 - The March meeting on the 28th will be from 10 to 1 P.M.
 - Block of the month
 - The February pattern is out
 - A shout out to KayCee Rivera for her help and Michael recommended her shop at Thequiltfabricstore.com
 - Joanne Mittelmeyer is in charge of the UFO Challenge
 - Email to sign up
 - There will be a monthly check up
 - Some prizes will be awarded
 - Show and Tell started at 7:39 P.M.
 - The Presentation, with Marilyn Fettinger, the Puzzle Quilt and Ruler quilting began at 8:05 P.M.
- The meeting ended at 9:11 P.M.

Board Members – 2022-23 NLCQG

President	Karen Grage	president@nlcqg.org
Vice President	Pat Giovacchini	vicepresident@nlcqg.org
Treasurer	Dung Le	treasurer@nlcqg.org
Secretary	Nancy O'Connor	secretary@nlcqg.org
Membership	Jeanne Wetherbee	membership@nlcqg.org
Programs	Michael Nardi & Cathy Brusky	programs@nlcqg.org
Newsletter	Gail Johnson & Heidi Johnson	newsletter@nlcqg.org

Committee Chairs - 2022-23 NLCQG

Block of the Month	Michael Nardi	bom@nlcqg.org
Charity Quilts	Roberta Alexander & Dawn Wiltberger	charity@nlcqg.org
Guild Historian	Cindy Schilling	historian@nlcqg.org
Facebook Admin	Ellen Hodge	facebook@nlcqg.org
Librarian	Cathy Warchal	library@nlcqg.org
Opportunity Quilt	Sharon Wick	opportunity@nlcqg.org
Ornament	Dung Le & Gail Johnson	ornaments@nlcqg.org
Sunshine	Nancy Taylor	sunshine@nlcqg.org
UFO	Madelyn Anderson	ufo@nlcqg.org
Webmaster	Joanne Mittelmeyer	webmaster@nlcqg.org
Zoom Tech	Karen Grage	zoomtech@nlcqg.org
Dear Jane Quilt	Donna Lechowicz & Kathy Gorski	dearjane@nlcqg.org



Northern Lake County Quilters Guild

Antioch, IL 60002

Website: <http://www.nlcqg.org>



Facebook page: <https://www.facebook.com/NLCQG>

Friends of NLCQG Facebook page: <https://www.facebook.com/groups/208197212878063>

NLCQG Mission: To Promote the Art and Education of Quilting



2024 Charity Challenge

The Northern Lake County Quilters' Guild 2024 challenge is a charity challenge with all completed quilts going to our charity program. Here is how it will work:

Everyone will use the same patchwork pattern (attached). Versions are supplied using rotary cutting, templates and paper piecing (since this block is larger than a piece of paper, pieces may need to be joined for some methods). No changes to the pattern or additions to the size can be made as we would like all the quilts to end up 35" x 45" to be used as wheelchair quilts.

Quilts should be traditionally quilted with three layers (no envelope quilts). All fabric used in the quilt top, back and binding need to come from our donated charity fabric. The only thing you'll have to (or be allowed to) supply is the batting.

You may add embroidery and applique but no other embellishments. These should be made totally of fabric and thread.

Fabric will be available for selection at our April meeting. Smaller selections will be available at meetings each month for those that miss April. You'll need to select:

3/4 yard for the center diamonds

1/4 yard of four different fabrics for the triangles

(these do not have to all be different, the choice is up to you)

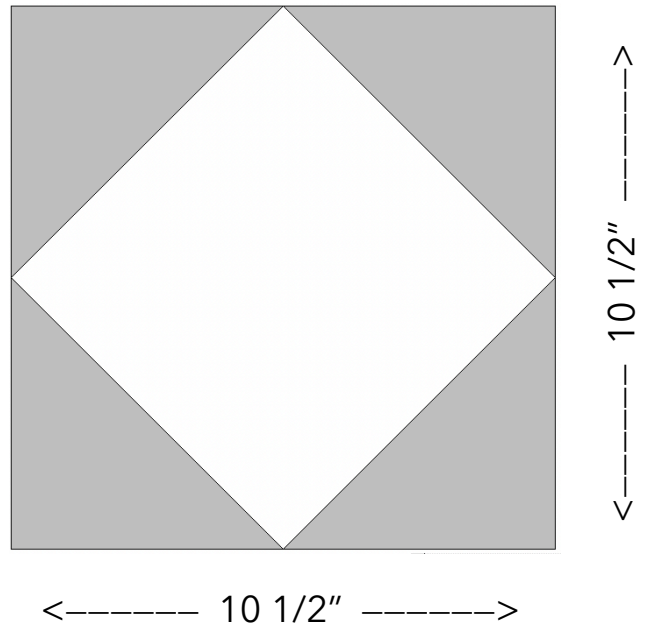
1/2 yard for the border

2 yards for the back and binding


Quilts should be completed (fully quilted and bound) for showing, voting and donation at our September meeting. Prizes will be awarded for participating and from voting.

Any questions? Contact charity@nlcqq.org.

With your selected charity fabric, make 12 of the blocks to the right --->



There are many ways to make this block so use the method you prefer. (If you're not familiar with this block, google 'Diamond in a Square' for additional information and sewing options.)



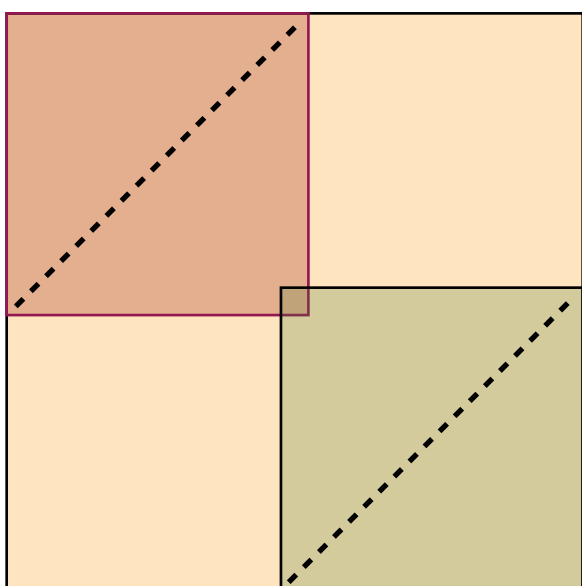
Assemble your twelve blocks as above and add a 3" (unfinished) wide border. Quilt as desired and bind. Your finished quilt should measure 35" x 45".

2024 Charity Challenge

Rotary Cutting

An easy method to create this block is to cut a 10 1/2" square out of your center fabric, and a 5 1/2" square out of each of your four corner fabrics. There is waste with this method so we suggest selecting a yard of fabric for your center diamonds. Also, check your fat quarter width. You'll need (12) 5 1/2" squares which means your fat quarters will need to have 22" of usable fabric in width. If they do not, cut nine squares and then use the template on the following page to cut three triangles out of your remaining fabric.

<-- 5 1/2" -->



10 1/2"

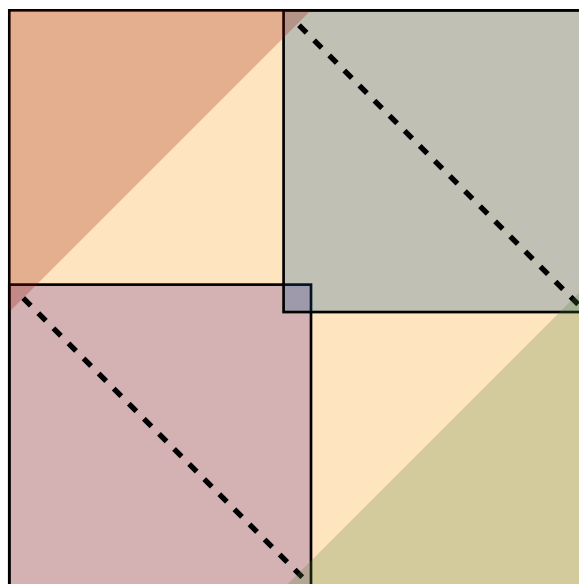
<-- 5 1/2" -->

<----- 10 1/2" ----->

Lay two of your corner squares on opposing corners of your center square (right sides together). Sew along the diagonal on both squares. Trim off the excess fabric with 1/4" seam allowance and press.

Repeat with the other two corners.

<-- 5 1/2" -->



10 1/2"

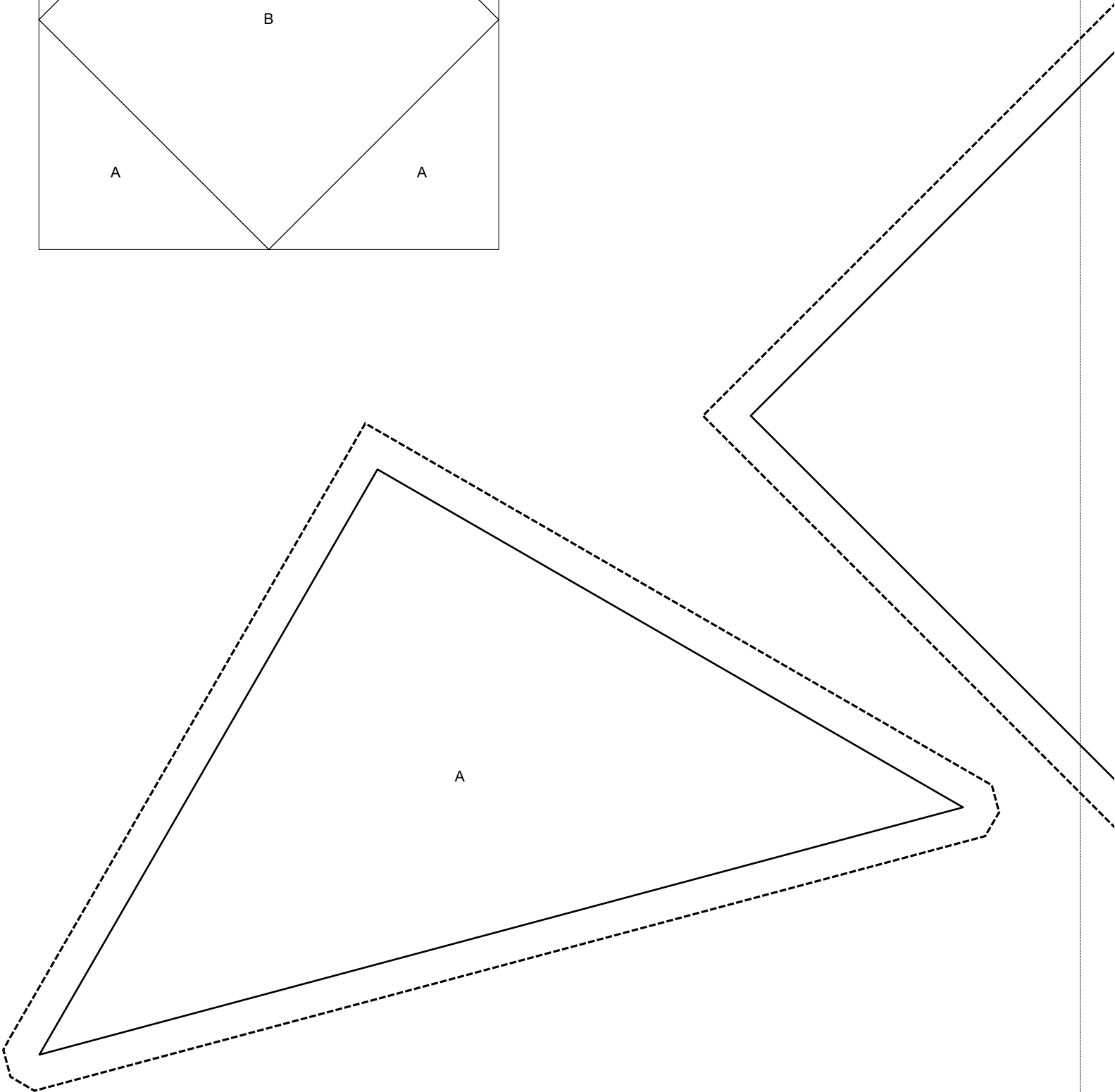
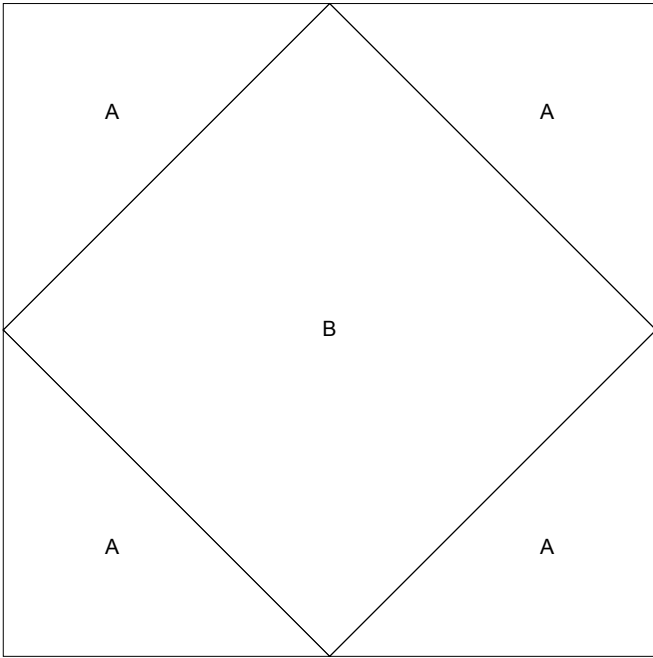
<-- 5 1/2" -->

<----- 10 1/2" ----->

2024 Charity Challenge Templates (page 1 of 2)

Diamond In A Square

Key Block (17/50 actual size)



2024 Charity
Challenge
Templates
(page 2 of 2)



B

A3

2024 Charity Challenge
Foundation Piecing Pattern
(page 1 of 2)

A1

A4

2024 Charity
Challenge
Foundation Piecing
Pattern
(page 2 of 2)

